

Ozgun et al., 2017

Volume 3 Issue 3, pp. 51-61

Date of Publication: 15th November 2017

DOI-<https://dx.doi.org/10.20319/mijst.2017.32.5161>

This paper can be cited as: Özgür, T., Tosun, E., Özgür, C., Tüccar, G., & Aydın, K. (2017).

Performance, Emission And Efficiency Analysis Of A Diesel Engine Operated With Diesel And Diesel-Ethanol (E20) Blend. MATTER: International Journal of Science and Technology, 3(3), 51-61.

This work is licensed under the Creative Commons Attribution-Non Commercial 4.0 International License. To view a copy of this license, visit <http://creativecommons.org/licenses/by-nc/4.0/> or send a letter to Creative Commons, PO Box 1866, Mountain View, CA 94042, USA.

PERFORMANCE, EMISSION AND EFFICIENCY ANALYSIS OF A DIESEL ENGINE OPERATED WITH DIESEL AND DIESEL- ETHANOL (E20) BLEND

Tayfun Özgür

Automotive Engineering Department, Çukurova University, Adana, Turkey
tozgur@cu.edu.tr

Erdi Tosun

Mechanical Engineering Department, Çukurova University, Adana, Turkey
etosun@cu.edu.tr

Ceyla Özgür

Automotive Engineering Department, Çukurova University, Adana, Turkey
cgungor@cu.edu.tr

Gökhan Tüccar

Mechanical Engineering Department, Adana Science and Technology University, Adana, Turkey
gtuccar@adanabtu.edu.tr

Kadir Aydın

Automotive Engineering Department, Çukurova University, Adana, Turkey
kdraydin@cu.edu.tr

Abstract

Conventional fossil fuel sources face with scarcity risk. Therefore, researchers are trying to find new renewable alternative energy sources which have potential to replace conventional sources.

Alcohol and biodiesel are prominent sources among others. In this study, performance and emission characteristics of a diesel fuel and ethanol added (20% vol.) diesel fuel (E20) operated compression ignition engine was studied in between 1000 - 2600 engine speed. Torque, power, specific fuel consumption curves as performance and carbon monoxide (CO), nitrogen oxides (NO_x) curves as emission parameters with respect to engine speed were obtained. Energy and exergy efficiency curves versus engine speed in order to assess the system thermodynamically were also obtained. Results showed that, while torque, power, CO emission were decreased, specific fuel consumption, NO_x emission were increased with use of diesel-ethanol blends. On the other hand, both energy and exergy efficiency values were decreased when alcohol was added to diesel fuel.

Keywords

Alcohol, Diesel Engine, Energy, Exergy

1. Introduction

Petroleum based fuels are major energy sources over worldwide. Unfortunately, these primary energy sources have faced with scarcity problem in recent years. Besides that, global warming, waste policies and unstable prices of fossil fuels have directed scientists to search alternative fuels in order to replace fossil based fuels (Kalargaris, Tian & Gu, 2001). Gasoline and diesel are the most popular of all fossil based fuels. Especially diesel fuel is more preferable and has more advantages than gasoline since its lower price. It is widely preferred not only in transportation sector but also in the industrial sectors such as power generation industry (Yilmaz & Atmanli, 2017).

Use of alcohols and their blends with diesel have been attractive for researchers since the beginning of 21st century (Venu & Madhavan, 2017). Besides releasing less pollutant such as particulate matter, unburnt hydrocarbon and carbon monoxide, it requires little or no engine modification for usage (Tosun, Yilmaz, Ozcanli & Aydin, 2014). In literature, there are various studies about performance, emission and combustion characteristics of alcohol fueled diesel engines (Datta & Mandal, 2016; Atmanli, 2016; Zhang, Nilsson, Björkholtz, Munch & Denbratt, 2016; Tutak, Lukacs, Szwaja & Bereckzy, 2015; Ali, Abdullah, Mamat & Abdullah, 2015; Li, Zhang & Li, 2016; Wei et al., 2017).

The efficient use of fuels is very important issue. In this regard first and second law analysis of thermodynamics is good techniques for evaluation of efficient and effective usage of fuels (Khoobbakht, Akram, Karimi & Najafi, 2016). At a given state, exergy of a system (availability) can be explained as the maximum extractable power from the system when it reaches thermal, mechanical and chemical equilibrium with its surrounding while performing a reversible process. Thermal equilibrium occurs when system and its surrounding temperatures are equal. Mechanical equilibrium occurs when there is no pressure gradient between system and its surrounding. On the other hand, there is a chemical equilibrium when compounds in system do not interact with its surrounding (Li, Jia, Chang, Kokjohn & Reitz, 2016).

Energy efficiency can be defined as the ratio of useful energy output to input energy supplied to the system. Exergy efficiency totally differs from energy efficiency. According to Dincer and Rosen (2013), exergy efficiency is a measure of reaching to ideal case (reversibility). In other words, it provides a measure of how nearly the operation of a system approaches the theoretical upper limit (ideal) (Dincer & Rosen, 2013).

In this study, performance and emission characteristics of a compression ignition engine fuelled with diesel and diesel-ethanol (E20) blends were evaluated. Energy and exergy efficiency of both two fuels were also determined with respect to engine speed.

2. Materials and Methods

2.1 Engine Tests

All engine tests were performed on a naturally aspirated, four cylinder, four stroke, and direct injection compression ignition engine in Çukurova University Automotive Engineering Laboratory. The engine specifications were given in Table 1.1.

Table 1: Engine specifications

| | |
|---------------|-----------------------------|
| Brand - Model | Mitsubishi Canter - 4D34-2A |
| Configuration | In line 4 |
| Displacement | 3907 cc |
| Bore | 104 mm |
| Stroke | 115 mm |

| | |
|--------|-------------------|
| Power | 89 kW @ 3200 rpm |
| Torque | 295 Nm @ 1800 rpm |

Engine torque was measured with the aid of a hydraulic dynamometer. TESTO 350 XL gas analyzer is used to measure exhaust emissions. Emission data are collected by the help of a computer program.

2.2 Energy and Exergy Efficiencies

Thermal efficiency (energy) of the engine can be calculated with the following formulation (Tat, 2011):

$$\eta = \frac{\dot{W}}{\dot{E}_{fuel}} \quad (1)$$

$$\dot{E}_{fuel} = \dot{m}_{fuel}H_u \quad (2)$$

Where, \dot{E}_{fuel} , energy input rate; H_u , lower heating value; \dot{m}_{fuel} , fuel mass flow rate; \dot{W} , work rate.

Second law efficiency (exergy) of the engine can be calculated with the following formulation (Tat, 2011):

$$\psi = \frac{\dot{E}x_W}{\dot{E}x_{in}} \quad (3)$$

$$\dot{E}x_{in} = \dot{m}_{fuel}\varepsilon_{fuel} \quad (4)$$

$$\varepsilon_{fuel} = H_u\varphi \quad (5)$$

$$\varphi = 1.0401 + 0.1728\frac{h}{c} + 0.0432\frac{o}{c} + 0.2169\frac{a}{c} \left(1 - 2.0628\frac{h}{c}\right) \quad (6)$$

Where, $\dot{E}x_W$, exergy work rate; $\dot{E}x_{in}$, exergy input rate; ε_{fuel} , specific exergy of fuel; φ , chemical exergy factor for liquid fuels; h, c, o and a are mass fractions of hydrogen, carbon, oxygen, and sulfur contents of the fuels.

For calculations, chemical formulas of diesel and ethanol fuels can be taken as $C_{14}H_{28}$ and C_2H_5OH (Sayin, 2010). Lower heating values (kJ/kg) of diesel and E20 fuels were measured as 43965 and 39896, respectively.

3. Results and Discussions

The change of torque with respect to engine speed for two fuels can be shown from the following Figure 1. There is 5.01% torque reduction with usage of alcohol mixture. The reason can be explained by the fact that alcohol has lower calorific value.

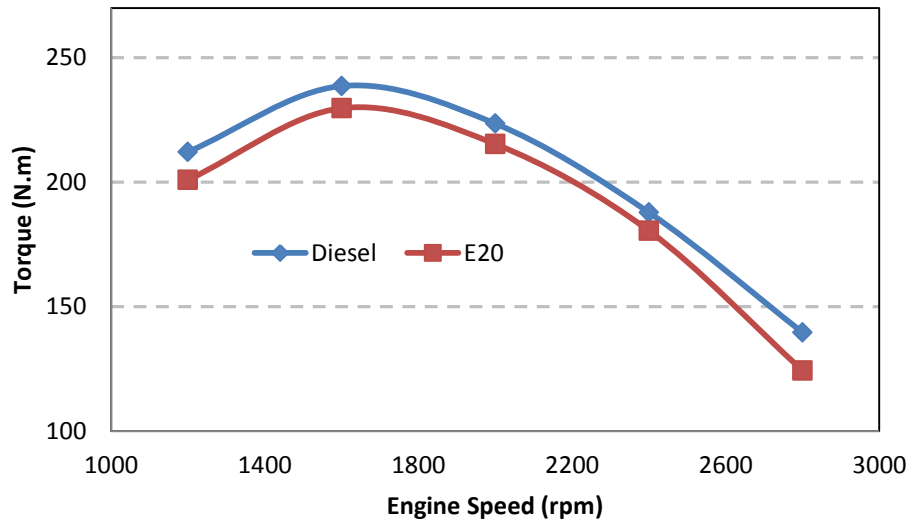


Figure 1: Torque vs engine speed

Torque is energy. Power is energy per unit time. Engine power can be calculated with multiplication of torque with angular velocity. Therefore in power curve, the same trend is expected with torque curve. In Figure 2, 5.44% decrement of power with use of alcohol can be explained with same reasons in Figure 1.

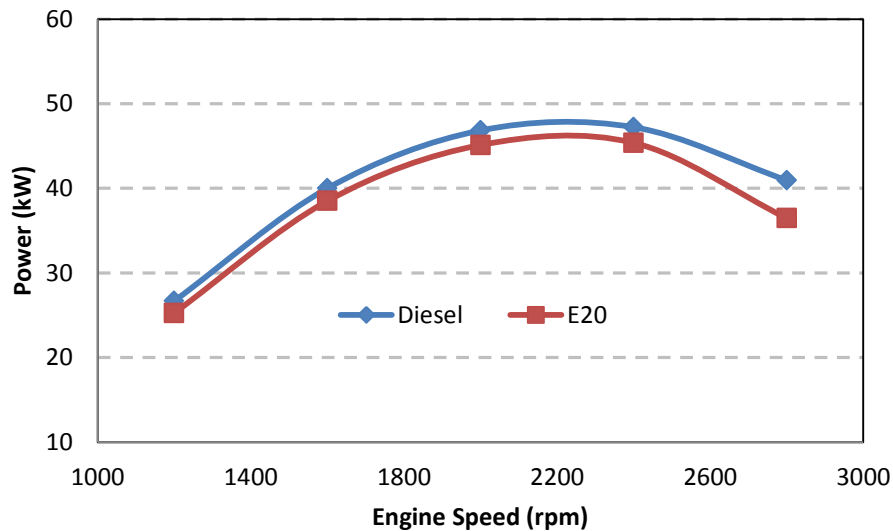


Figure 2: Power vs engine speed

Specific fuel consumption is amount of fuel injected in order to obtain unit power per unit time. It is very useful parameter to compare different engines on subject of fuel economy. There is 12.56% increment in specific fuel consumption when alcohol mixture used. Lower calorific value means to inject much more fuel to obtain same power values. In Figure 3, the increment on specific fuel consumption can be explained by this reason.

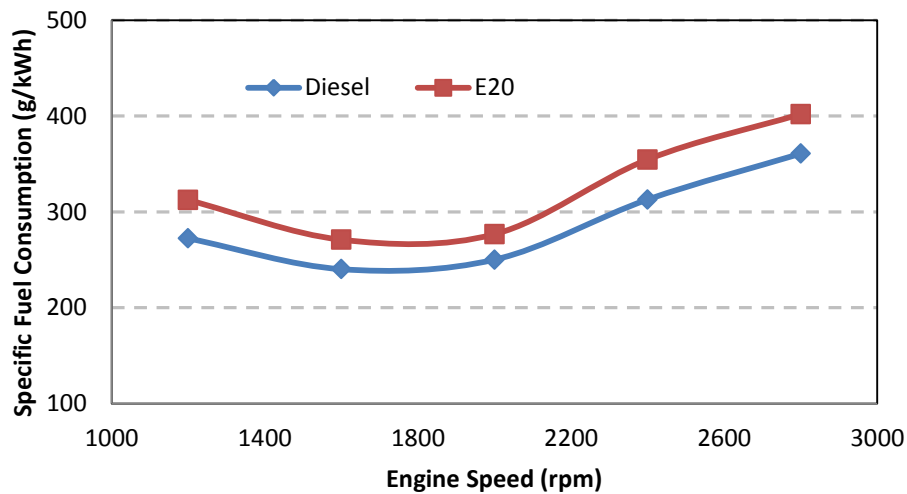


Figure 3: Specific fuel consumption vs engine speed

Carbon monoxide is formed by incomplete combustion of fuels and mostly produced from fuels which do not have oxygen content in their chemical structure (Sayin, 2010). Since ethanol contains extra oxygen content in its chemical structure, it cause to oxidizing much more carbon and it prevents incomplete combustion. Therefore, there is 3.34% decrement in CO emission when ethanol is added to diesel fuel and it was shown in Figure 4.

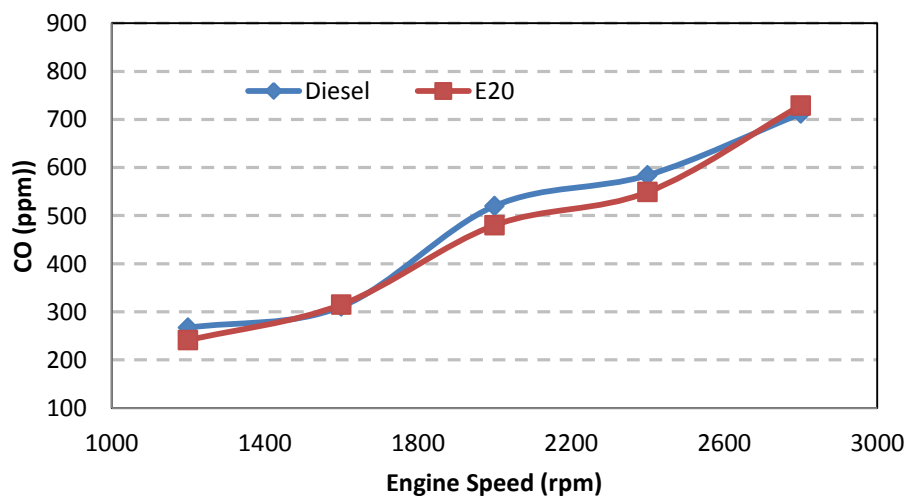


Figure 4: Carbon monoxide vs engine speed

Extra oxygen content of alcohol enhances the combustion (Tosun et al., 2014). This situation increases the in-cylinder temperature and cause to increase NOx emissions. When alcohol mixture is used, there is 5.5% increment on NOx emission with respect to diesel. Figure 5 showed NOx emissions versus engine speed.

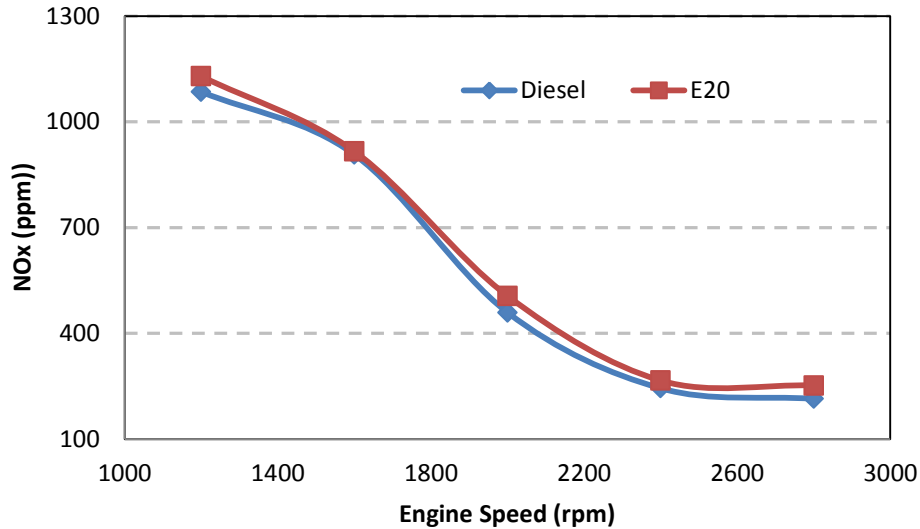


Figure 5: Nitrogen oxides vs engine speed

Figure 6 demonstrated that energy efficiencies versus engine speed. As seen from the figure that, energy (thermal) efficiency of both fuels first increasing and decreasing after a certain point. This maximum engine speed point approximately corresponds to maximum torque engine speed point. Decrement of efficiency after a certain point can be explained by mechanical friction in the engine at higher engine speed. Another reason is reduced time for combustion as engine speed increases (Kul and Kahraman, 2016). There is 2.11% average reduction in energy efficiency when ethanol blended diesel fuel used with respect to diesel fuel. The reason can be explained by having lower calorific value of E20.

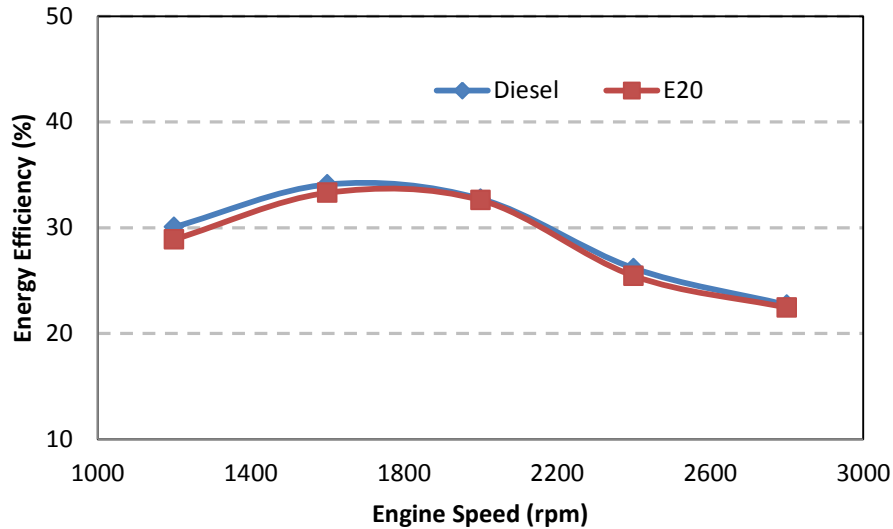


Figure 6: Energy efficiencies vs engine speed

Figure 7 showed exergy efficiency with respect to engine speed. Similar trend in exergy efficiency graph was obtained as energy efficiency graph. Exergy efficiency values are lower than energy efficiency values. E20 fuel decreased exergy efficiency by 2.89% according to diesel fuel. As seen from the Figures 6 and 7, exergy efficiency analysis gives more reliable results. It means that, according to energy analysis, results can be found higher although theoretical maximum values to reach are lower.

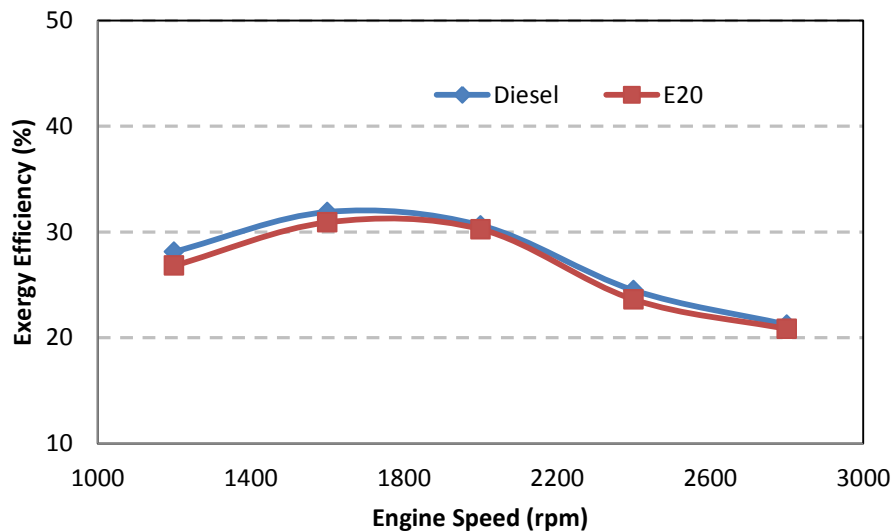


Figure 7: Exergy efficiencies vs engine speed

4. Conclusions

In this study a compression ignition engine was fueled with pure diesel and diesel-ethanol blend (80% diesel, 20% ethanol). According to performance results, reductions in torque (5.01%) and power (5.44%), increase on specific fuel consumption (12.56%) were obtained. On the emission basis, decrement in CO (3.34%) and increase on NO_x (5.5%) were obtained. When alcohol was added to diesel fuel both energy and exergy efficiency values were decreased (2.11% and 2.89%). On the other hand, exergy efficiency graph gives more accurate and reliable results than energy efficiency graph.

5. Acknowledgement

This study is supported by Scientific Research Project Unit of Çukurova University with the Project Number of FBA-2016-5872.

References

- Ali, O.M., Abdullah, N.R., Mamat, R., & Abdullah, A.A. (2015). Comparison of the effect of different alcohol additives with blended fuel on cyclic variation in diesel engine. *Energy Procedia*, 75, 2357-2362. <https://doi.org/10.1016/j.egypro.2015.07.490>
- Atmanli, A. (2016). Comparative analyses of diesel–waste oil biodiesel and propanol, n-butanol or 1-pentanol blends in a diesel engine. *Fuel*, 176, 209-215. <https://doi.org/10.1016/j.fuel.2016.02.076>
- Datta, A., & Mandal, B.K. (2016). Impact of alcohol addition to diesel on the performance combustion and emissions of a compression ignition engine. *Applied Thermal Engineering*, 98, 670-682. <https://doi.org/10.1016/j.applthermaleng.2015.12.047>
- Dinçer, İ., & Rosen, M.A. (2013). *Exergy energy, environment and sustainable development*. Elsevier, 2nd edition.
- Kalargaris, I., Tian, G., & Gu, S. (2001). Combustion, performance and emission analysis of a DI diesel engine using plastic pyrolysis oil. *Fuel Processing Technology*, 157, 108-115. <https://doi.org/10.1016/j.fuproc.2016.11.016>
- Khoobakht, G., Akram, A., Karimi, M., & Najafi, G. (2016). Exergy and energy analysis of combustion of blended levels of biodiesel, ethanol and diesel fuel in a di diesel engine. <https://doi.org/10.1016/j.applthermaleng.2016.01.022>

- Kul, B.S., & Kahraman, A. (2016). Energy and exergy analyses of a diesel engine fuelled with biodiesel-diesel blends containing 5% bioethanol. *Entropy*, 18, 1-18. <https://doi.org/10.3390/e18110387>
- Li, G., Zhang, C., & Li, Y. (2016). Effects of diesel injection parameters on the rapid combustion and emissions of an HD common-rail diesel engine fueled with diesel-methanol dual-fuel. <https://doi.org/10.1016/j.applthermaleng.2016.08.029>
- Li, Y., Jia, M., Chang, Y., Kokjohn, S.L., & Reitz, R.D. (2016). Thermodynamic energy and exergy analysis of three different engine combustion regimes. *Applied Energy*, 180, 849-858. <https://doi.org/10.1016/j.apenergy.2016.08.038>
- Sayin, C. (2010). Engine performance and exhaust gas emissions of methanol and ethanol–diesel blends. *Fuel*, 89, 3410-3415. <https://doi.org/10.1016/j.fuel.2010.02.017>
- Tat, M.E. (2011). Cetane number effect on the energetic and exergetic efficiency of a diesel engine fuelled with biodiesel. *Fuel Processing Technology*, 92, 1311-1321. <https://doi.org/10.1016/j.fuproc.2011.02.006>
- Tosun, E., Yilmaz, A.C., Ozcanli, M., & Aydin, K. (2014). Determination of effects of various alcohol additions into peanut methyl ester on performance and emission characteristics of a compression ignition engine. *Fuel*, 126, 38-43. <https://doi.org/10.1016/j.fuel.2014.02.037>
- Tutak, W., Lukacs, K., Szwaja, S., & Bereczky, A. (2015). Alcohol–diesel fuel combustion in the compression ignition engine. *Fuel*, 154, 196-206. <https://doi.org/10.1016/j.fuel.2015.03.071>
- Venu, H., & Madhavan, V. (2017). Influence of diethyl ether (DEE) addition in ethanol-biodiesel-diesel (EBD) and methanol-biodiesel-diesel (MBD) blends in a diesel engine. *Fuel*, 189, 377-390. <https://doi.org/10.1016/j.fuel.2016.10.101>
- Wei, H., Yao, C., Pan, W., Han, G., Dou, Z., Wu, T., Liu, M., Wang, B., Gao, J., Chen, C., & Shi, J. (2017). Experimental investigations of the effects of pilot injection on combustion and gaseous emission characteristics of diesel/methanol dual fuel engine, *Fuel*, 188, 427-441. <https://doi.org/10.1016/j.fuel.2016.10.056>

Yilmaz, N., & Atmanli, A. (2017). Experimental assessment of a diesel engine fueled with diesel-biodiesel- 1-pentanol blends. *Fuel*, 191, 190-197.
<https://doi.org/10.1016/j.fuel.2016.11.065>

Zhang, T., Nilsson, L.J., Björkholtz, C., Munch, K., & Denbratt, I. (2016). Effect of using butanol and octanol isomers on engine performance of steady state and cold start ability in different types of diesel engines, *Fuel*, 184, 708-717.
<https://doi.org/10.1016/j.fuel.2016.07.046>